

Series D

Draw Tape unit

DT1100 ▶



- In- and Off-line configuration
- 2 models – 25 mm cross winded or 100 mm pancake rolls for tape
- Including web guide and slitter
- Servo driven hole punch in different sizes from 40 mm
- Easy access and thread up





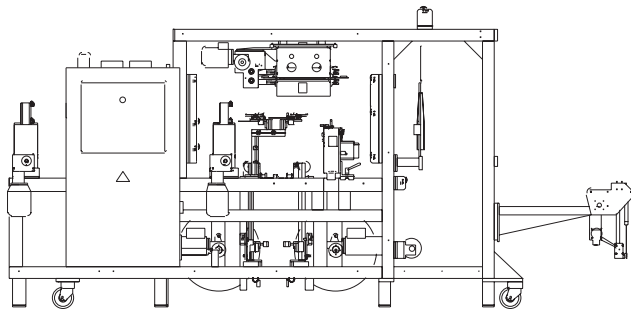
DT1100



DRAW-TAPE MACHINE LINE

DT1100

The DT1100 unit is used for the production of draw-tape bags. The unit includes two driven unwinds for cross wound 25 mm or 100 mm pancake wound spools. Hole punch is standard 40 mm and optional sizes are 70 or 84 mm. Standard equipped with an edge guide and hot sealing bars for hem sealing. Easy to operate and maintain, the DT1100 gives you a reliable long lasting production of draw-tape bags.



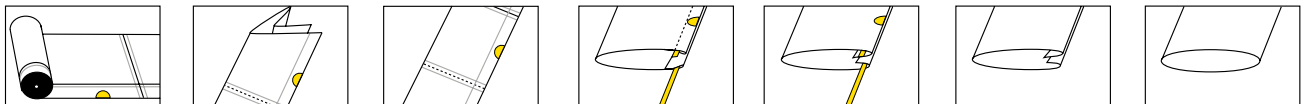
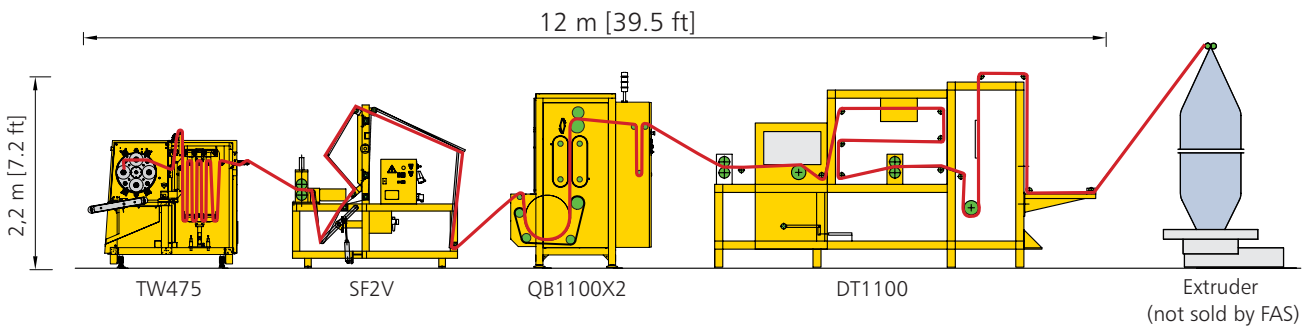
Technical data	DT1100
Web width, max, mm [in]	1140 [44.9]
Draw-tape reel 25 mm [1.0 in]	W 400 mm/Ø 600mm [W 15.7 / Ø 22.6]
Draw-tape reel 100 mm [3.9 in]	W 100 mm/Ø 800mm [W 3.9 / Ø 31.5]
Hole punch std/opt, mm	40/70/84
Machine speed, max, m/min [fpm]*	120 [394]
Hole punch cycles/min	300
Installed power, kW [A]	6 [8.7]
Main power	See bottom page
Air supply, bar [psi]	6 [87 at 15 scfm]
L x W x H, mm	4500 x 2000 x 2150
L x W x H, [in]	[177 x 79 x 85]
Weight, kg [lbs]	1650 [3638]

DRAW-TAPE MACHINE LINE

The FAS draw-tape machine line consists of four or five units depending on running in- or off-line. The line is fully automatic, and operates from layflat tube (not opened). It can operate either in-line connected directly to an extruder or off-line connected to an unwind stand. For configuration see below.

Technical data	Draw-tape line
Web width infeed max, mm [in]	1140 [44.9]
Web width sealing max, mm [in]	1100 [43.3]
Bag length, min-max, mm [in]	400-1100 [15.7-43.3]
Bag width, min, mm [in]	300 [11.8]
Machine speed, m/min [fpm]*	20-120 [65.6-394]
Cycles/min	300
Roll changes/ min, max**	20
Installed power kW [A]	28 [39.2]
Main power	See bottom page

** With SP500/SP800 max roll change 10/min.



* **Mechanical** Max production speed depending on the quality (i.e. thickness, number of layers etc) of material to be converted.
Mainpower All units mainpower 380–420V +10%/-15%, for temporary power surge, 16A, 3phases, 50Hz, ground and neutral.
 All technical data are subject to change without prior notice.

fas converting machinery ab

FAS Converting Machinery AB
 Ynglingavägen 62.
 SE-245 65 Hjärup.
 Phone: +46 (0)411 692 60.
 Fax: +46 (0)411 127 40.
 sales@fasconverting.com
 www.fasconverting.com

PEGO inc.
 a plastic equipment company

PEGO Inc.
 2 Stewart Place.
 P.O. Box 1346, NJ 07004, USA.
 Phone: +1 973 882 0512.
 Fax: +1 973 882 0915.
 info@pecofas.com
 www.fasconverting.com

Agent